



“Connecting People and Place”

Barambah Environmental Education Centre

301 A Flat Road, Goomeri Q 4601

Phone: (07) 4168 8190;

Email: admin@barambaheec.eq.edu.au

Website: www.barambaheec.eq.edu.au

Facebook: www.facebook.com/BarambahEEC

2022 Barambah EEC Camp Organisation Guide

Contents

1. Information for Teachers	Page Number
▪ Visiting Teacher Responsibilities (before camp)	2
▪ Visiting Teacher Responsibilities (during camp)	3
▪ Health and Safety	3
▪ Catering	4
▪ Litter Free Lunches	4
▪ Free tree and Plant Purchases, Merchandise (optional)	4
▪ Room Allocation, Phone Contact	5
▪ Camp Fees and Resource Charges – Government schools	6
▪ Camp Fees and Resource Charges – Non-Government schools	7
▪ Camp Information for Parents/Adult Helpers	8
2. Forms and Templates	
▪ Student Consent Form	9-10
▪ Student Medical Form	11-12
▪ Adult Medical Form	13
▪ What to Bring	14
▪ Pre-Visit Information and Student List	15-18
▪ Room Allocation Template	19
▪ Plant Order Letter and Form	20-21
▪ Merchandise Order Form (optional)	22
▪ Directions to Barambah and Map	23-25
▪ Facilities Map	26

Thank you for booking a camp at the Barambah Environmental Education Centre. Our curriculum programs are designed to ensure we offer students and teachers the highest quality learning experience. We are passionate about providing environmental education programs that maximise student immersion in our unique Barambah environment and a 'Barambah Experience' will not only support classroom curriculum delivery but provide a unique opportunity for students to engage with our centre purpose of connecting people and place.

This Guide contains all the information you will need to organise a camp at Barambah EEC. Forms and templates are provided should you wish to use them. If you have any further questions, please don't hesitate to contact us.

Visiting Teacher Responsibilities

Before the Camp

- Arrange Activity consent, medical forms. Sample forms and information sheets are provided on pages 7-21.
- Arrange transport (no transport is provided by the Centre).
- Arrange catering - see page 3
- Send home the Plant List and Letter for Parents (pages 20-21) if you would like students and families to have the opportunity to purchase native plants – Collate the order forms, collect money and bring them with you to camp.
- Arrange for a suitable number of school staff to attend the excursion – see page 7. It is preferable that the group should be accompanied by at least one male and female adult. If this is not possible, please contact us. Schools selecting 'Barambah Challenge' program should send one staff member or adult for every 8-10 students. All adults will be required to hike for an extended time as part of this program. Please note that these hikes can include challenging terrain.
- Prepare night activities if the excursion extends longer than one night. (Centre staff will run the night program on the first night of your camp).
- Ensure you are familiar with the Centre's safety requirements – see pages 2 and 3.
- Organise room allocations – (see page 18-19).
- Complete the Pre-visit Information and Student and Adult List (see pages 14-17) ensuring that all attending students and adults are listed. Please fax or email the completed list to the Centre by the Friday morning prior to the camp (we understand there may be last minute changes). Please add any medical, physical and learning considerations that will assist Centre staff to cater for the individual needs of students. This list will be used to prepare name badges.
- Please also send copies of all student health and behaviour management plans, including Asthma and Anaphylaxis Management Plans, by the Friday morning prior to camp. This assists us to best prepare for the needs of your students.
- Ensure that sick or recuperating children or adults do not attend the camp. This prevents the possible spread of viral infection.

Visiting Teacher Responsibilities

During the Camp

- Ensure all Student Consent and Medical Forms are readily available if required.
- Participate in Orientation Tour of the Centre with Centre staff.
- Ensure all students are ready on time for activities and have all the necessary equipment with them e.g. full water bottles, hats, sunscreen, long pants, name badges
- Allocate an adult to supervise washing up and tidying of dining room at each meal.
- After meals, ensure that:
 - dining hall floor is swept
 - tables and bench tops are wiped, chairs are stacked
 - washing up is completed
 - composting and recycling has been completed
- Issue medication as per Departmental Guidelines.
- Visiting teachers and support staff are expected to fully participate in activities conducted by Centre Staff. At least one staff member needs to accompany each group out on activities.
- Assist with the delivery of the first night activities and conduct a suitable program on subsequent nights.
- If sickness occurs while on camp, contact will be made with the school for removal of the sick child or adult, so that proper care may be given.
- During students' free time, visiting teachers are responsible for monitoring all activities to ensure students are safe and Centre facilities are cared for.**
- Endeavour to ensure students follow environmental and behavioural guidelines at all times.

Health and Safety

Emergency Situations

In the event of an accident involving major injury, contact will be made with the nearest ambulance, doctor or hospital for treatment. Communication will also be made with the injured person's emergency contact as listed on the medical forms and the visiting school. Minor injuries will be treated by Centre staff and/or other qualified adults. Visiting teachers must be familiar with emergency procedures to be followed in the absence of Centre Staff. There is no mobile phone service available at Barambah, however a landline and satellite phone are available for emergencies.

Medication

Attention is drawn to Departmental Guidelines regarding the administration of medications to children. These regulations apply at the Centre and must be strictly adhered to. Medications are to be stored in the First Aid area of the centre office. A record must be kept of each administration. Teachers must collect all medications from children and are responsible for their administration.

Fire Emergency

The Principal, staff member or visiting group leader will:

- Sound the fire alarm or yell “Fire Fire.....Fire”
- Ensure the evacuation procedures are followed
- Designate responsible persons to:-
 - Phone 000 to notify the Fire Service of the fire emergency.
 - Take steps to extinguish the fire if safe and trained to do so.
 - Continue to assist people to evacuate to Assembly Point and account for all visitors and staff members. (*Assembly Point is located at the front of the Centre outside the gates.*)
- If any person/s is not accounted for initiate a search for missing persons
- If the fire emergency escalates then evacuate all persons to the oval
- Meet the fire service and advise them of any information relevant to the emergency.

Evacuation of all persons is to be the prime objective.

Supervision of Students

The good behaviour and general well-being of the students at the Centre is the shared responsibility of the visiting School staff and Centre staff. Primary responsibility rests with Centre staff during designated teaching times, and with school staff during all non-teaching times such as meal breaks. It is recommended that a school staff member sleep in each of the accommodation buildings as appropriate.

Alcohol

All attending personnel are strictly prohibited from consuming alcohol while the camp is in progress as per Department of Education Guidelines.

Smoking

This Centre endorses the Department of Education No Smoking Policy. Smoking is not permitted on the premises or within 5 meters of fence (no smoking at state and non-state schools, and for 5 metres beyond their boundaries). Please ensure that all staff members are aware of these requirements. There is a designated smoking area outside of the Centre grounds.

Catering

Schools can organise their own caterers or utilise one of the companies below who have expressed interest in catering for schools who visit Barambah EEC (following the State Government Purchasing Guidelines in both cases). Please contact the below caterers direct, as Barambah EEC has no connection with either of the companies listed.

Caterer	Email Address	Phone Number	Fax Number
Avalon Fare Catering (Josephine Frost)	Email: avalonfare@optusnet.com.au	0450 512 795	
J.C. Catering (Judy Crawford)	Email: jc.catering@hotmail.com	4164 4396 0429 899538	4164 4396

The Centre’s commercial kitchen is well resourced and all preparation and cooking equipment is provided. Crockery and cutlery is also provided and a commercial dishwasher is available for use.

Schools must be aware of the *Smart Choices Healthy Food and Drink Supply Strategy for Queensland Schools* which outlines the dietary guidelines for children and adolescents. When liaising with caterers please ensure that catering staff are aware of and provide healthy foods and drinks, as per the guidelines at <https://education.qld.gov.au/students/student-health-safety-wellbeing/student-health/smart-choices>

Litter Free Lunches

If students are bringing morning tea and lunch on the first day, we ask that it is 'litter free' to reduce the amount of waste at the Centre. This means that it does not contain anything that is thrown away such as glad wrap, plastic packaging etc.

A Litter free lunch may include things like a sandwich, yoghurt, sultanas, piece of fruit, cheese and crackers all packed in reusable containers and juice or water in a reusable drink bottle. Containers can be washed and taken home and all fruit and vegetable scraps can be composted.

Free Tree and Plant Purchases

Every student attending an excursion to Barambah EEC is given a free native plant to take home. Student and adults also have the opportunity to purchase extra plants and these will be sent back to the school with the visiting group. A letter to parents and a plant list are in the Forms section (see pages 20-21). Please collate the order forms, collect the money and give it to Barambah staff on arrival.

Merchandise

Barambah EEC has a range of "useful" merchandise, including hats, water bottles and reusable coffee mugs, available for purchase. This is an optional extra and it is the school decision whether or not to offer this to their students. There is absolutely no pressure or expectation from us that you will do so. We are simply responding to a number of requests over time for merchandise items. A merchandise list is in the Forms section (see page 22). Please collate the order forms, collect the money and give it to Barambah staff on arrival.

Room Allocations

It is the responsibility of the visiting school staff to allocate rooms to students and staff members. It is recommended that a staff member sleep in each of the barracks as appropriate and separate rooms are identified for this purpose. Lillypilly Lodge is only available for groups over 50 students as it is usually reserved for caterers, bus drivers and pre-service teachers.

For larger groups (over 56 students), there is an additional accommodation building that caters for 11 students and 1 staff member just outside the Centre grounds. Please contact the Centre if this extra accommodation is required and we will provide you with a building plan.

Phone Contact

There is no mobile phone coverage at the Centre. Teachers may use the land line to contact their base school or parents if necessary. For personal calls, we ask that visitors pay the cost of the call. Parents are welcome to call the Centre if they are concerned about their child, or if the child is having a birthday etc. Students may also ask to use the Centre phone to call their parents if necessary.



2022 Excursion Fees Government Schools

All fees are excluding GST.

We endeavour to keep our fees affordable; however, these fees are subject to change without notice. These fees allow for program costs, accommodation and use of all relevant facilities, equipment and consumables. It does not include catering. School staff members accompanying students stay for free.

Onsite Excursion Fees

Days	Nights	Cost per student (excluding GST)
5	4	\$100
4	3	\$80
3	2	\$60
2	1	\$40

Day Visits at Barambah EEC - \$15.00 per student

Offsite Excursion Fees

Day Visits Offsite at schools or other locations - \$20.00 per student full day
High Ropes at Gympie East SS Course - \$15.00 per student per day

Note: All offsite programs have a minimum charge of \$250.00. There are no additional costs for travel incurred by Centre staff for offsite programs.

Invoice for all program costs will be issued after visit.



2022 Excursion Fees Non-Government Schools

We endeavour to keep our fees affordable; however, these fees are subject to change without notice. These fees allow for program costs, accommodation and use of all relevant facilities, equipment and consumables required to deliver the specific program only. It does not include catering. Teachers and parents accompanying students stay for free.

Onsite Excursion Fees

Days	Nights	Cost per student (excluding GST)	Cost per student (including GST)
5	4	\$150	\$165
4	3	\$120	\$132
3	2	\$90	\$99
2	1	\$60	\$66

Day Visits at Barambah EEC - \$25.00 per student

Offsite Excursion Fees

Day Visits Offsite at schools or other locations - \$30.00 per student full day
High Ropes at Gympie East SS course - \$30.00 per student per day

Note: All offsite programs have a minimum charge of \$250.00. There are no additional costs for travel incurred by Centre staff for offsite programs.

Invoice for all program costs will be issued after visit.

Information for school staff attending a Camp at Barambah EEC

Thank you for agreeing to accompany a camp to Barambah Environmental Education Centre. We appreciate the time you are giving to assist with this school camp and hope you enjoy your time at Barambah. Visiting adults accompanying school groups play a significant role in the success of the camp program, therefore it is important for supervising adults to be aware of their role in relation to their tasks, conduct and interaction with students while on camp.

Role of the Supervising School Staff

Although the role of school staff may vary according to the requirements of the class teacher, visiting adults are usually asked to perform the following tasks:

- supervising serving meals and washing up
- assisting with supervision of students during meals, showers, free play periods, and bed time.
- administering first aid (if current qualifications are held).
- notifying Centre staff or the class teacher of inappropriate student behaviour.
- modelling appropriate behaviour at all times.

School staff members should limit their participation in the student activities and are requested to give students the opportunity to think and do things for themselves. It is not appropriate for adults to directly answer questions intended for students or to complete work for students. If you are unsure about the level of assistance required, just ask one of the Barambah teachers.

Your visit to the Centre will be more enjoyable if you are dressed appropriately for activities. We recommend that long pants, shirt, socks, walking shoes, sunscreen and a hat are worn during day activities to contribute towards your safety and comfort. Your assistance with this will also provide an excellent role model for the students.


Student Expectations

For safety and conservation reasons, it is expected that students adhere to guidelines specific to the Centre's operations and National Park regulations. School support staff are asked to assist supervising teachers to enforce the following guidelines and also model the appropriate behaviour at all times.

- The area surrounding the Centre is National Park. All animals and plants are protected and nothing is to be removed.
- Recycling of rubbish is a priority of the Centre. Please follow the recycling procedures as indicated. Litter free lunches on the first day are encouraged to reduce the amount of waste.
- Students may only leave the Centre grounds when accompanied by supervising adults, with teacher and BEEC staff approval.
- Encourage the use of pathways around the Centre and defined tracks in the forest to reduce environmental impact.

The Centre is a Department of Education facility so smoking in the Centre grounds and the consumption of alcohol is prohibited.

We look forward to working with you on camp and we hope you enjoy your visit.



Sue Gibson
Principal
Barambah Environmental Education Centre

Activity consent form – <insert name and date of activity>

Privacy Statement

The Department of Education is collecting the personal information in this form in order to:

- obtain consent for the named child/student to participate in the named off-site activity;
- help coordinate the off-site activity;
- respond to any injury or medical condition that may arise during or as a result of the off-site activity; and
- update school records where necessary.

The information will only be accessed by authorised departmental staff. The information will not be disclosed to any other person or agency unless we have your consent or we are required or authorised by law to do so e.g. in compliance with relevant [Queensland Chief Health Officer's Directions](#).

On <insert date>, we will be <insert activity> (the activity) as part of our <insert program>.
The aims of the activity are <insert educational aims/learning outcomes/enrichment experience>.

Activity details: <Outline all relevant details about the activity. Provide sufficient information about the nature of the activity so that informed consent can be provided>

As a minimum, this information should include:

- activity details (e.g. date, arrival and departure times, location/s)
- description of the proposed destination
- proposed activities to be undertaken by the child/student during the excursion
- inherent risk level of the activity (e.g. low/medium/high/extreme) and any risk management strategies that will be implemented (e.g. use of personal protective equipment, extra drink breaks during hot weather and emergency health equipment/kits)
- who will lead the activity and supervision arrangements (e.g. group size, teacher-in-charge)
- if volunteers are required
- method/s of transport to be used (e.g. detail any travel arrangements during the excursion) Note: if using private transport, explicit consent must be provided to cover this. See [Transport permission form](#)
- accommodation (if applicable)
- appropriate dress code for the activity (e.g. list suitable clothing to be worn and any protective clothing that may be required such as hat or closed in shoes)
- [Student Code of Conduct](#) (for P-12 students only)
- any precautions to be taken (e.g. sunscreen, water bottles)
- any information relevant to students/children with disability (e.g. reasonable adjustments made, specialised or additional support) and/or medical and individual requirements (e.g. diabetes, asthma, travel sickness, allergies or anaphylaxis, i.e. action plan).>

<For activities involving children in a kindergarten learning program (i.e. pre-Prep), the following information **must** also be included in order to meet the legislative requirements of the *Education and Care Services National Law (Qld)* and the [Education and Care Services National Regulations](#), specifically, Regulations 99-102:

- anticipated number of children who will attend the excursion
- anticipated ratio of educators to children during the excursion (according to age where relevant)
- anticipated number of staff members and any other adults who will accompany and supervise the children on the excursion
- a risk assessment about the activity is available for parents to access.>

Activity costs: <Outline all costs and any refund policy (see the [excursions and camps](#) page for guidance)>

If you wish for your child/student to participate in the activity, please complete this consent form and return all pages (including this page) to:

<Insert name of school's contact and contact details>

<Detail request for volunteer adult supervisors here if required>

For further information about the activity, please contact <name of contact at school> on <insert telephone number and email>.

<School Principal's name>

Principal

<Name of school>

< Teacher's/Coordinator's name>

<Teacher/Coordinator's position>

Activity consent form – <insert name and date of activity>

Activity risks and insurance

Please note that the Department of Education does not have personal accident insurance cover for children/students. If your child is injured as a result of an accident or incident while participating in the activity, all costs associated with the injury, including medical costs are the responsibility of the parent/carer. Some incidental medical costs may be covered by Medicare. If you have private health insurance, some costs may also be covered by your provider. Any other costs must be covered by parents/carers. It is up to all parents/carers to decide the type/s and level of private insurance they wish to arrange to cover their child. Please take this into consideration in deciding whether or not to allow the child/student to participate in this activity.

Consent

By signing this form, I agree to all the following statements:

- I have read all of the information contained in this form in relation to the activity (including any attached material)
- I am aware that the department does not have personal accident insurance cover for students.
- I give consent for the named child/student, _____ <insert child's name> to participate in the identified activity.
- I will pay to the school the costs detailed in this consent form for the child/student's participation in the activity.
- I agree to and understand the refund policy as it applies to this excursion (see Activity costs)
- In the event of an accident or illness, school staff may obtain or administer any medical assistance or treatment the child/student may reasonably require, including contacting their doctor.
- I accept liability for all reasonable costs incurred by the department in obtaining such medical assistance or treatment (including any transportation costs) and undertake to reimburse the department the full amount of those costs.
- I have provided the school with all relevant details of the child/student's medical or physical needs on registration /enrolment and where relevant have updated this information.
- I give consent for my child to be transported in a Barambah EEC vehicle driven by a centre staff member if deemed necessary by the centre Principal for the safety and wellbeing of my child. In this circumstance the centre Principal or delegate will make every effort to contact the parent/care giver and school Principal prior to transportation.
- I give consent for a tick or leech to be removed under the direction of a trained Barambah staff member.
- I give consent for student contact information to be shared in relation to this activity in compliance with relevant [Queensland Chief Health Officer's Directions](#).

Parent/Carer/Student*	Name:		
	Phone number:		
	Email address:		
	Signature:		Date:

Additional medical information

The school collected medical information about your child at registration/enrolment. This information is stored electronically in OneSchool. Please give full details of any new or updated medical information which may affect your child's full participation in the activity described in the form.

You may also wish to update/provide the following optional information*:

Name of child/student's medical practitioner: _____ Telephone No.: _____

Medicare No.: _____

Private Health Insurance Company (if applicable): _____ Membership No.: _____

*If a registration/enrolment form for your child was completed or updated since October 2012 and these details have not changed, this information will already be recorded in OneSchool.

I would like this additional information to be recorded in OneSchool records.

***Students that are independent, mature-age or over 18 years of age may provide their own consent and be responsible for all related costs.**

Uncontrolled copy. Refer to the Department of Education Policy and Procedure Register at <https://ppr.qed.qld.gov.au/pp/school-excursions-and-international-school-study-tours-procedure> to ensure you have the most recent current version of this document.

MEDICAL FORM FOR SCHOOL EXCURSIONS

STRICTLY CONFIDENTIAL

This information will enable excursion organisers to provide health care for your child.

Staff will provide immediate first aid and contact an ambulance as required following the *HLS-PR-002 First Aid* policy.

STUDENT DETAILS

Student's name: _____ Date of birth: _____

Parent/s full name: _____

Address: _____ Postcode: _____

Telephone number: Home: _____

Work: _____

Mobile: _____

Email: _____

Name of family doctor: _____ Telephone number: _____

Medicare number: _____

Health conditions and other injuries

Is your child subject to seizures/ epilepsy, fainting, diabetes, asthma, severe allergies/anaphylaxis heart problems including heart murmurs or any other condition that may affect his or her safety or ability to fully participate during the excursion/sports event?

Does your child have an injury or condition likely to be aggravated by outdoor activities e.g. bushwalking? Yes No

List/describe health conditions/injuries if applicable including any recent illness

If you answered "yes", you may be required to provide an Individual and Emergency Health Plans to the school if the school does not have a copy (discuss with school administration as additional information may be required to support the management of the health issue away from school)

Is your child allergic to:

(Please tick)

Any food

Any insect stings

Any medications

Other

<input type="checkbox"/>
<input type="checkbox"/>
<input type="checkbox"/>
<input type="checkbox"/>

Please give details:

Date of last tetanus vaccination: _____

Medication

Parent/s are requested to make arrangements with the teacher-in-charge for the safekeeping and handling of prescribed medications and equipment prior to the excursion/sports event. (All medication will be administered according to the *HLS-PR-009 Administration of routine and emergency medication policy*)

Is your child presently taking tablets and/or other forms of prescribed medication?

Yes No

If "yes", complete the **Authority to Administer Medication** form

Available from the school or online at

<https://ppr.qed.qld.gov.au/pp/administration-of-medications-in-schools-procedure>

Does your child wear:

Glasses Contact lenses soft hard

prosthetics

Protective equipment - mouthguard orthotics

Other please specify:

We recommend the use of insect repellent by visiting students & staff whilst at Barambah. We encourage staff/students to bring their own repellent, but provide Aerogard spray if needed.

Please complete the relevant section below regarding the use of insect repellent.

YES, I give permission for my child to have insert brand name here insect repellent applied.

YES, my child has used this insect repellent recently with no adverse reactions.

Other information

Please provide any other information about your child which will enable the organisers of the excursion/sports event to provide better care for your child. e.g. special dietary requirements, blood transfusions (i.e. medical/religious reasons)

Excursion Consent

I _____, give consent for teachers/staff involved in the school activity to provide basic first aid as required, contact an ambulance, who will determine any additional emergency response required. I understand that all reasonable attempts will be made to contact me in the event of any emergency.

Signature of Parent/Caregiver:

Date:

Privacy statement:

The Department of Education and Training is collecting you and your child's personal information in order to assess the type of health care your child requires. The information will only be accessed by school staff. Your information will not be given to any other person or agency unless we have your consent, or we are required or authorised by law to do so.

Medical Form for Adults

Barambah Environmental Education Centre staff would appreciate it if adults attending excursions at the Centre would complete this form as a precaution in the event of accident or sickness. If you wish, send it in a sealed envelope and this will not be opened unless the necessity arises.

Name: Date of Birth:

Home Address:

Emergency Contact Name:

Telephone: (Home) (Work)
(Mobile)

Alternate Emergency Contact Name: Telephone

Medicare Number: Ref No Expiry Date

Date of last Tetanus booster:

Please Circle Yes or No and list full details below in regard to the following medical conditions

Heart Problems	YES/ NO	Recent Operations	YES/NO
Respiratory Problems/ Asthma	YES/ NO	Epilepsy	YES/NO
Allergies (Food/ Drugs/ Etc)	YES/ NO	Diabetes	YES/NO
Blood Pressure	YES/ NO	Recent Illness/Injury	YES/NO
Other – please list	YES/NO	

.....

Please list any medication you are currently taking:

.....

1. I authorise the Principal of Barambah Environmental Education Centre to obtain medical attention for me at his/her discretion in the event of serious illness or injury.
2. I agree to pay the fees for such medical expenses of pharmaceutical supplies and conveyance by ambulance that may be incurred as a result of medical advice.
3. Since I am voluntarily visiting this Centre at my own risk, I undertake to indemnify the School Principal, Centre Principal, and any other Department of Education and Training employees present, against any claim arising out of any accident involving me or any occurrence which but for this indemnity may give rise to a claim for damages during the visit to the Centre, including travelling to and from the Centre.
4. I understand that these above statements also include children of my family accompanying me on the excursion, who are not enrolled in the visiting class.
5. Vehicles parked on grounds are done so at owner's risk and no claim can be made against Department of Education and/ or its employees in relation to any damage, etc.

Signed Dated

What to bring to camp at Barambah EEC

<p>Old Clothes – long jeans, trousers or cargo pants (long pants must be worn at all times for safety reasons), shirts, underwear, socks, jumpers. <i>Tracksuits or leggings</i> are not suitable for day wear – they can become very hot, uncomfortable and chafe. Please pack plenty of warm clothes for winter camps as it can get very cold.</p>	
Pyjamas	
2 pairs of well-worn, comfortable walking shoes (joggers or similar)	
Hat with a brim (no sun-visors or caps)	
Raincoat (parkas are not adequate as they are only shower proof)	
Sleeping bag and blankets (1 blanket in summer and 2 – 3 in winter)	
Pillow	
Fitted sheet for single bed	
Towel	
Toiletries (toothbrush and paste, soap, hairbrush or comb)	
Water Bottle (refillable) minimum 1 litre capacity	
Litter free morning tea and lunch for first day of excursion	
Sunscreen and insect repellent (roll-on or creams only)	
Thongs for showering (optional)	

PLEASE ENSURE ALL ITEMS ARE CLEARLY MARKED WITH STUDENT'S NAME

What not to bring to camp

Please do not allow students to bring:

- Lollies, softdrinks, biscuits or potato chips (surplus to morning tea/lunch)
- Mobile phones, iPads/iPods, gaming devices
- Jewellery/valuable items
- Torches
- Pressure pack (aerosol) sprays

Dear Camp Organiser

We look forward to seeing you and your students on camp in the near future. In order to facilitate the best possible learning outcomes for your students, we request that you fill in the attached student list with as much detail as possible and return to the Centre by the Friday morning before your camp commences. We use this important information to differentiate the program for your students prior to their arrival.

We value your time in completing this task and thank you for providing us with full and comprehensive information.



Barambah Environmental Education Centre 2022 Camp Pre – Visit Information and Student and Adult List

School:	Year Level:	Date/s of Visit:
Teacher's Name:	Total Number of students:	
Emergency Contacts:		
School hours	Name:	Phone Number:
After Hours	Name:	Phone Number:

Details of **all students and adults** attending the excursion must be completed, **including medical information (please attach an additional student information)**.

Please return the list to Barambah EEC **one week prior** to the visit by Fax 41688164, or email admin@barambaheec.eq.edu.au.

Teacher Goal for Camp (what are you hoping your students will learn/achieve during their time at Barambah?).....

.....
.....
.....

Teacher goal achieved? Yes No (for BEEC use only)

In order for us to individualize your camp program and deliver the best possible outcomes for your students; can you please provide the following information:-

Please provide **comprehensive details** about any of your students who have **physical impairments** which will impact on their ability to participate in bushwalks & other outdoor activities (our programs are delivered almost entirely in the outdoors & walking is an integral part of our delivery) Details:

.....
.....
.....

Notes: to be completed by BEEC.
--

Please provide **comprehensive details** about any of your students who normally require **learning support** & suggested learning adjustments.

Details:

.....
.....

Notes: to be completed by BEEC.

Please provide **comprehensive details** about any of your students who normally require **extension work** & suggested learning adjustments.

Details:.....

Notes: to be completed by BEEC.

Are there any students for whom you would like to set **individual learning goals** for their Barambah Camp experience (possibly target 2 or 3 students)?

Details:.....

Notes: to be completed by BEEC.

Individual student learning goals achieved? Yes No (for BEEC use only)

Group	Adult Name	Teacher/ Support Staff /Parent	Medical Information
	1.		
	2.		
	3.		
	4.		
	5.		
	6.		

Group	Student Name	Medical Information/ Physical Conditions/Recent injuries	Learning Adjustments	Photo Consent
	1.			
	2.			
	3.			
	4.			
	5.			
	6.			

7.			
8.			
9.			
10.			
11.			
12.			
13.			
14.			
15.			
16.			
17.			
18.			
19.			
20.			
21.			
22.			
23.			
24.			
25.			
26.			
27.			
28.			
29.			
30.			
31.			
32.			
33.			
34.			
35.			
36.			
37.			
38.			

	39.			
	40.			
	41.			
	42.			
	43.			
	44.			
	45.			
	46.			
	47.			
	48.			
	49.			
	50.			
	51.			
	52.			
	53.			
	54.			
	55.			
	56.			
	57.			
	58.			
	59.			
	60.			
	61.			
	62.			
	63.			
	64.			
	65.			
	66.			
	67.			
	68.			
	69.			
	70.			

Barambah EEC Room Allocations

60 Beds Total: 4 adult beds, 56 student beds

Cockatoo Cabin (sleeps 18)

		Room 13 (sleeps 5)
		Room 12 (sleeps 4)
		Room 11 (sleeps 4)
		Room 10 (sleeps 5)

NB. Rooms in Cockatoo Cabin are separated by interior Curtained Doorways, as well as verandah access. We recommend single sex allocation only (ie boys only, or girls only)

Koala Cottage (sleeps 17)

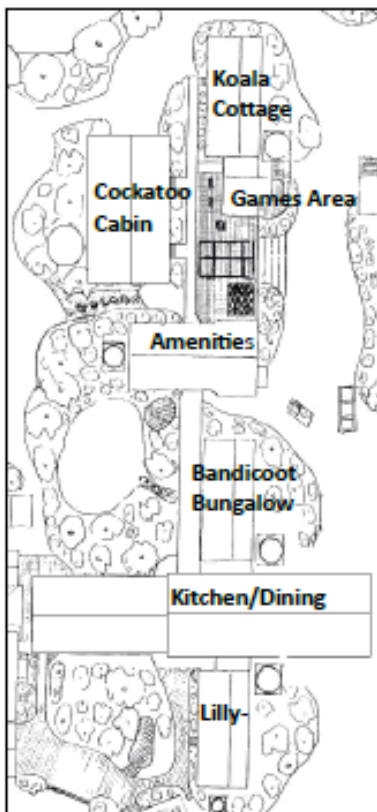
Room 17 (2 Adults)		
Room 16 (sleeps 4)		
Room 15 (sleeps 4)		
Room 14 (sleeps 6)		

Bandicoot Bungalow (sleeps 20)

Room 9 (2 Adults)		
Room 8 (sleeps 4)		
Room 7 (sleeps 7)		
Room 6 (sleeps 6)		

Lillypilly Lodge (sleeps 8)

Room 4 (1 Adult)		Room 5 (Caterers)
Room 3	Not Available	
Room 2 (sleeps 4)		
Room 1 (sleeps 3)		





Dear Parents/ Guardians

Thank you for allowing your child to participate in the school excursion to Barambah Environmental Education Centre.

The Centre has a well-stocked native plant nursery and every student visitor receives a free tree to take home. Families are invited to purchase additional plants at the price of \$2.50 each. If you wish to purchase plants, could you please complete the attached order form and return it with the money to your child's teacher prior to the excursion.

We are looking forward to sharing this unique experience with your child.

Kind Regards

A handwritten signature in black ink that reads "Sue Gibson". The signature is written in a cursive style and is set against a light grey rectangular background.

Sue Gibson
Principal
Barambah Environmental Education Centre

Barambah EEC Student Plant List 2022

All plants \$2.50 each (including GST) #Please note: **Lemon Myrtle \$5** (including GST)

We apologise for the limited stock at times throughout the year.

NAME.....

	Height to	Flower	Special Features	Quantity		Height to	Flower	Special Features	Quantity
Trees					Shrubs				
# <i>Backhousia citriodora</i> Lemon Myrtle \$5	±6-8m	White	F E H I		<i>Westringia glabra</i> Purple westringia	±1m	Purple	A C G	
<i>Brachychiton acerfolius</i> Flame tree	±30m	Red	A B E D						
<i>Randia fitzalanii</i> Yellow Mangosteen	10m	Yellow	C E F		<i>Leptospermum</i> Pink Cascade	2m	Pink	B C D I	
<i>Callistemon salignus</i> Willow Bottlebrush	±8m	White	A B D G I		<i>Callistemon pachyphyllus</i> Wallum Bottlebrush	±2m	Red	A B C D I	
					<i>Callistemon viminalis</i> Capt Cook Bottlebrush	±1.5m	Red	A B C D I	
<i>Flindersia australis</i> Crows ash	±20m	White	A B		<i>Eugenia reinwarditana</i> Beach Cherry	±1-2m	White	A C E G	
<i>Grevillea robusta</i> Silky Oak	±30m	Orange	A B D						
<i>Hibiscus heterophyllus</i> Native Hibiscus	± 6m	White	A B D I						
<i>Hymenosporum flavum</i> Native Frangipani	±20m	Yellow	B D F G						
<i>Pittosporum undulatum</i> Sweet pittosporum	±8m	Cream	A B F						
<i>Syzygium oleosum</i> Blue Lillipilli	12m	White	A B E G						
<i>Syzygium leuhmanni</i> Small Leaf Lillipilli	±30m	White	A B C D E		<i>Leptospermum polygalifolium</i> - Tantoon	to 3m	White	B C D I	
Ground Covers/ Grasses									
<i>Alpinia caerulea</i> Native Ginger	±2m	White	B C E H I		<i>Melastoma affine</i> Blue Tongue	±2m	Pink/ purple	B C E	
<i>Dianella caerulea</i> Blueberry Flax Lily	±1m	Blue/ mauve	A C D F H		<i>Syzygium australe</i> Scrub Cherry	±6m	White	A B E G	
<i>Goodenia hederaceae</i> Ivy Goodenia	30cm	Yellow	B C D H						
<i>Lomandra longifolia</i> Matrush	±2m	Yellow	B C D E F H I		<i>Westringia fruticosa</i> Coastal Rosemary	±2m	White	B C D G	
<i>Scaveola aemula</i> Fairy fan flower	±15cm	Purple	B D I		<i>Westringia fruticosa x eremicola</i> Wynyabbie Gem	±2m	Purple	B C D G	
<i>Viola banksii</i> Native Violet	10cm	White/ Purple	B C D H I		<i>Westringia variegated</i> Variegated form	±1.5 m	Purple	B C D G	
<i>Viola betonicifolia</i> Purple Violet	20cm	Purple	B C H I		<i>Astartea fascicularis</i> False baeckea	±1m	White	A B D	

A – Attracts birds B – Fast growing C – Container plant D – Frost hardy E – Edible species
F – Perfumed flowers G – Screening plant H – Grows in full shade I – Grows in wet soils

TOTAL NUMBER OF PLANTS.....




TOTAL COST OF PLANTS.....



Barambah Merchandise 2022

Name: _____

School Name: _____

<u>ITEM</u>	<u>COST</u>	<u>QUANTITY</u>	<u>TOTAL</u>
Barambah Reusable Coffee Cups 	\$12 each		
Barambah Hats 	\$18 each		
Barambah Pens 	\$3 each		
Barambah Photos	50 cents each		
Total cost			\$

Barambah Environmental Education Centre

Phone :4168 1990

Fax : 4168 8164

Email: admin@barambaheec.eq.edu.au

Directions to Barambah E.E.C. - (do not rely on GPS/phone)

Route 1 – Gympie to Barambah EEC via Widgee (NOT SUITABLE FOR BUSES/CARS)

The road via Widgee is 50 km and takes about 50 minutes from Gympie to the Centre. The last 16 km is a gravel forestry road so it is a bit steep and very rough in places, **we suggest only 4WD's use this route.**

- Travelling north through Gympie on the Bruce Highway, turn left at the traffic lights at the Monkland Street intersection (after the Albert Park Sports fields – left-hand side).
- Go over Kidd Bridge across the Mary River and travel 1.7 km to Gympie South State School. Turn right past the school into Widgee-Woolooga Road. The sign points to 'Widgee' and 'Glastonbury'.
- Travel for 28 km, go past Widgee State School then just after crossing the bridge over Widgee Creek, turn left into Upper Widgee Road. Sign says 'Manumbar'.
- Follow Upper Widgee Road for 9 km until you come to a 'No Through Road' sign. A brown forestry sign on the left says 'Gallangowan, Wrattens A Flat, Coolamon Road'. Turn right here (Quandong Road). There is a brown sign on the grid fence that points right to Barambah EEC.
- Follow this gravel road for 16 km to Barambah EEC, up the range and along the ridge tops. Keep on this road following signs to 'Gallangowan'. The Centre is on the right hand side of the road at the base of a long descent.

Route 2 – Gympie to Barambah EEC via Kilkivan – do not rely on your GPS/phone

The road via Kilkivan is bitumen all the way (apart from the last 3 km) and takes about 1½ hours from Gympie (105 km), recommended for anyone who is travelling by car or bus.

- Go through Gympie and 14 km north of Gympie turn left and go over Bells Bridge to 'Kilkivan' (38 km) following the Wide Bay Highway.
- Drive through Kilkivan towards Goomeri continuing along the Wide Bay Highway. DO
NOT TURN LEFT UP BLACK SNAKE ROAD
- 19 km after Kilkivan turn left into Kinbombi Road. There is a sign here to 'Barambah Environmental Ed Centre'. (If you get to Goomeri township you have missed the turn).
- Follow this winding bitumen road for 31 km and turn left into A Flat Road. Sign to 'Barambah EEC'. Go for another 3 km down the gravel road crossing 2 grids and a small bridge The Centre is on the left.

Route 3 – Nanango to Barambah EEC via Elginvale

This road is part bitumen and part gravel. Will take just over 1 hour (approx 60km)

- Head north on the Burnett Highway (A3) from Nanango towards Goomeri for approx. 9km. Turn right into Manumbar Road. There are a couple of short sections of gravel road on this route.
- Follow this road for approx 45km then take a left hand turn onto Kinbombi Road. (Road is sign posted with a Barambah Env Ed. Centre road sign).
- This road travels through Elginvale property and the Manumbar crossroads. (Manumbar Hall is on your left and Manumbar Campdraft Grounds on your right just past the crossroads).
- Travel along Kinbombi Road for 4.5km, crossing a narrow bridge at Barambah Creek, then take a right hand turn into A Flat Road. Barambah EEC is located 3.1km along this gravel road, on the left hand side, just after you cross the second grid and a narrow concrete bridge.

Route 4 – Kingaroy to Barambah EEC via Elginvale

This road is part bitumen and part gravel. Will take just over 1 hour (approx 70km)

- Travel out of Kingaroy along Haly Street/ Kingaroy - Barkers Creek Road toward the Burnett Highway.
- Turn left onto the Burnett Highway, travelling north for 1km then turn right into Wansbeck-Manumbar Rd.
- Follow this road approx. 4km through to the 'T' intersection with Manumbar Road and turn left.
- This road travels straight through Elginvale property and the Manumbar crossroads. Manumbar Hall is on your left and Manumbar Campdraft Grounds on your right just past the crossroads.
- Follow Manumbar Road for approx. 32km before taking a left turn onto Kinbombi road. Road is sign posted with a Barambah Env Ed Centre road sign.
- Travel along Kinbombi Road for 4.5km, crossing a narrow bridge at Barambah Creek. Turn right into A Flat Road. Barambah EEC is 3.1km along this gravel road.

Route 5 – Murgon to Barambah EEC via Redgate

This road is part bitumen and part gravel. Will take about 45 minutes (approx 50km)

- Follow the Bunya Highway out of Murgon toward Goomeri. Turn right at Murgon-Barambah Road (approx 4km) – following the wine trail through Redgate.
- Take the first turn left (2km) at Kilcoy-Murgon Road, following this road through to the Burnett Highway "T" intersection (approx 9km).
- Turn right onto the Burnett Highway and travel 3km to the Kilcoy-Murgon Road turn off on the left hand side. Follow this road for 16km.
- The next turn off is P.E.I. Road – a gravel road on the left hand side, crossing Barambah Creek. This road will intersect with Kinbombi Road.
- Turn right onto Kinbombi Road and follow for approx. 11km to A Flat Road (turn off to left). This road is marked with "Barambah Env Ed Centre" road sign. Barambah EEC is 3.1km along this road.

Route 6 – Kilcoy to Barambah EEC

The road is bitumen until Jimna fire tower then mostly gravel for the rest of the journey. This route will take about 1.5 hours (approx. 100km).

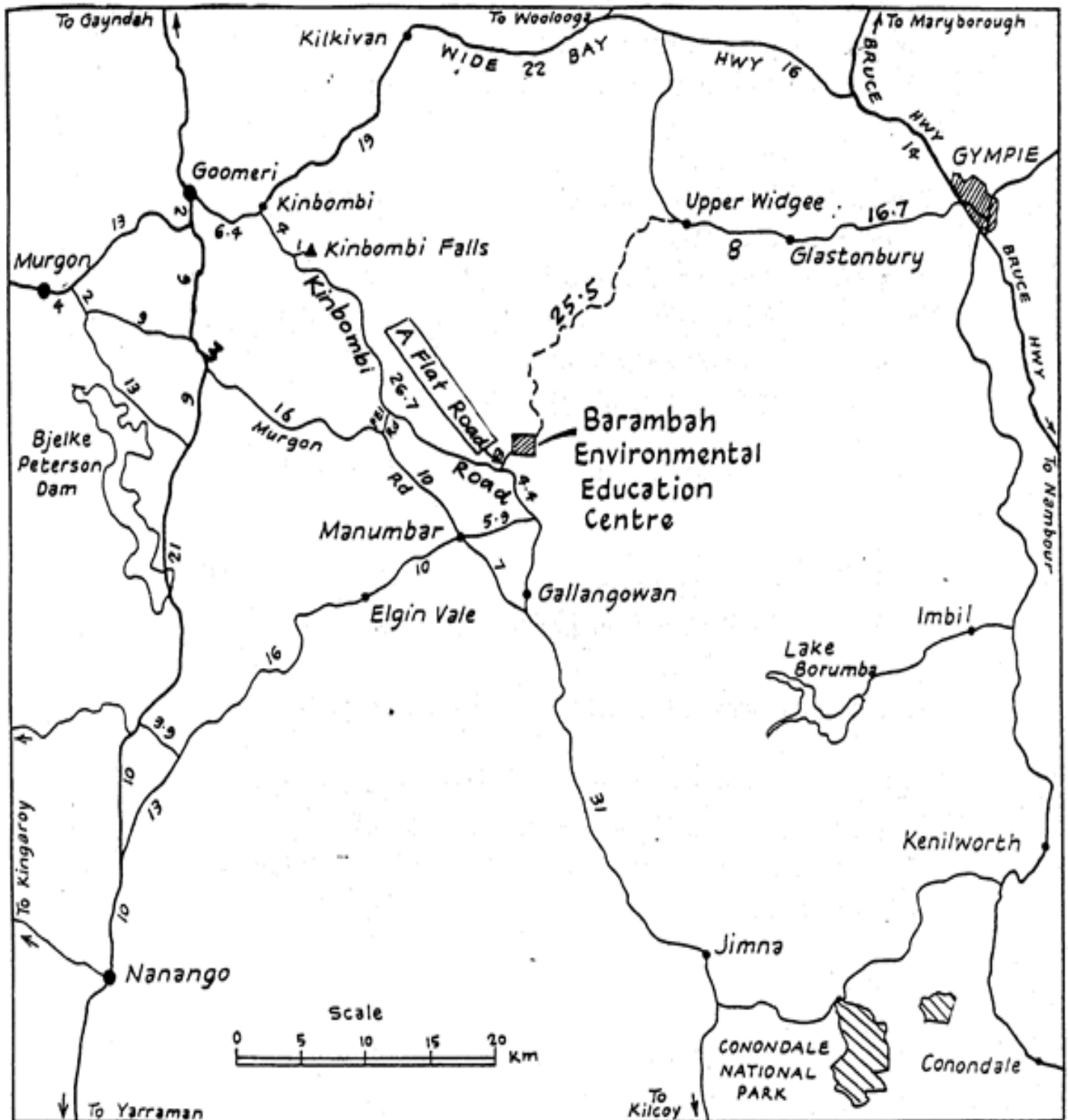
- At the roundabout in Kilcoy township take the exit onto Kennedy Street.
- Continue onto Kilcoy - Murgon road and stay on this road for approx. 80km. Ignore signs to turn off to Jimna township.
- Turn right onto Manumbar road and continue down the road for approximately 6km. Manumbar Hall is on your left and Manumbar Campdraft Grounds on your right just past the crossroads.
- Turn left onto Kinbombi road and follow the bitumen road for approx. 4.5km before turning off to the right onto A Flat Road. Barambah EEC signs point the way at these road intersections.
- Barambah EEC is 3.1km along this road on the left hand side.

Safe driving!

If you need help on the way, ring us at the Centre on 4168 8190.

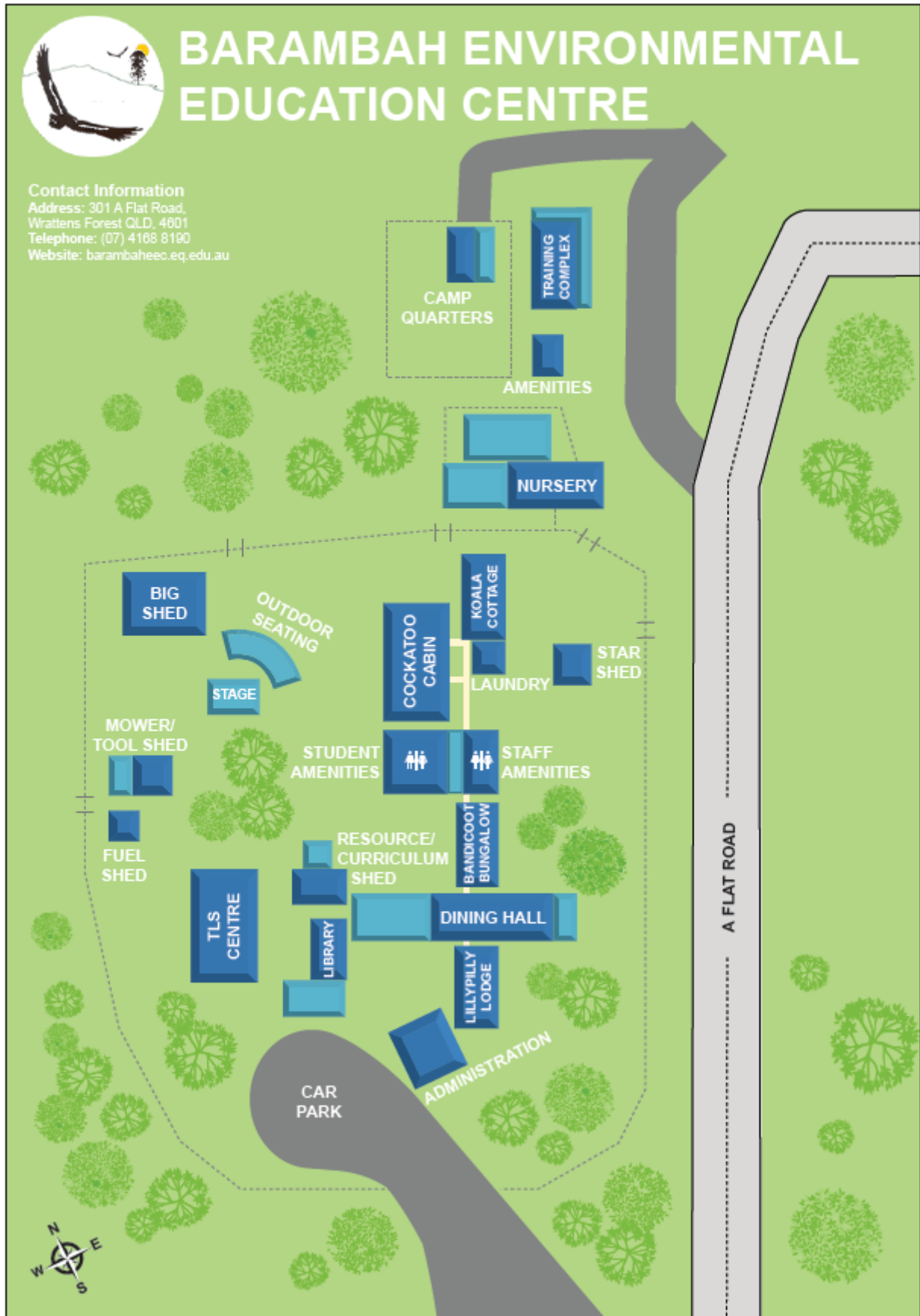
There is mobile coverage at various points so you might be lucky!

How to Get There



Note: The road via Upper Widgee is a gravel forestry road so it's a bit steep and rough in places. Four wheel drives or cars with good clearance are recommended.

Facilities Map



©Forsyth Business Solutions: (07) 3822 3465

forsythbusinesssolutions.com.au